

Navodila za delo od doma za učence 7. razredov pri predmetu

Tehnika in tehnologija

(2. del)

Pozdravljeni učenci,

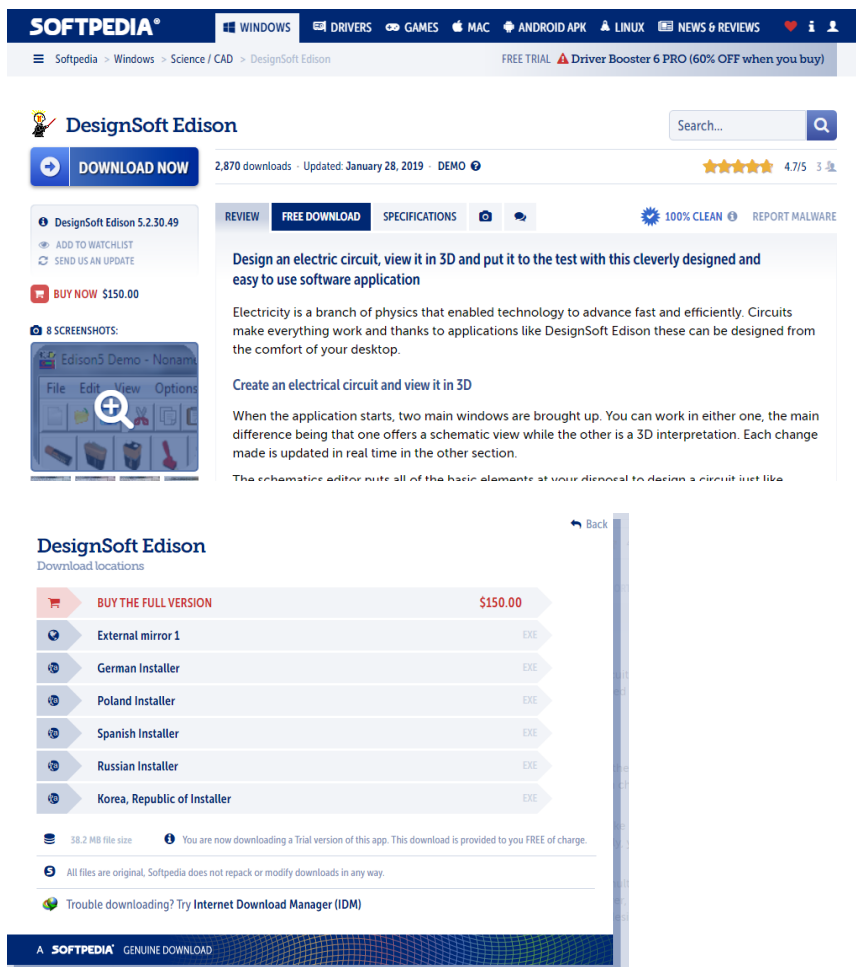
Upam, da ste uspešno opravili prvo nalogo na temo računalniško-tehniške pismenosti in da so vam bile 3D animacije zanimive.

Na strani <https://www.irokus.si/> in potem na <https://www.irokus.si/izbirka> imate sedaj naložen učbenik za 7. razred. Ponovi osnove elektrike in si preberi učbenik od str. 50 do 55.

Izdela bomo električna vezja, najprej si naložimo program

DesignSoft Edison <https://www.softpedia.com/get/Science-CAD/DesignSoft-Edison.shtml>

Klikni DOWNLOAD NOW in klikni na EXTERNAL MIRROR 1



SOFTPEDIA WINDOWS DRIVERS GAMES MAC ANDROID APK LINUX NEWS & REVIEWS

Softpedia > Windows > Science / CAD > DesignSoft Edison

FREE TRIAL Driver Booster 6 PRO (60% OFF when you buy)

DesignSoft Edison

2,870 downloads · Updated: January 28, 2019 · DEMO

4.7/5

DOWNLOAD NOW

DesignSoft Edison 5.2.30.49

ADD TO WATCHLIST
SEND US AN UPDATE

BUY NOW \$150.00

8 SCREENSHOTS:

Edison3 Demo - Noname

File Edit View Options

REVIEW FREE DOWNLOAD SPECIFICATIONS

100% CLEAN REPORT MALWARE

Design an electric circuit, view it in 3D and put it to the test with this cleverly designed and easy to use software application

Electricity is a branch of physics that enabled technology to advance fast and efficiently. Circuits make everything work and thanks to applications like DesignSoft Edison these can be designed from the comfort of your desktop.

Create an electrical circuit and view it in 3D

When the application starts, two main windows are brought up. You can work in either one, the main difference being that one offers a schematic view while the other is a 3D interpretation. Each change made is updated in real time in the other section.

The schematic editor puts all of the basic elements at your disposal to design a circuit just like

DesignSoft Edison

Download locations

- BUY THE FULL VERSION \$150.00
- External mirror 1 EXE
- German Installer EXE
- Poland Installer EXE
- Spanish Installer EXE
- Russian Installer EXE
- Korea, Republic of Installer EXE

38.2 MB file size

You are now downloading a Trial version of this app. This download is provided to you FREE of charge.

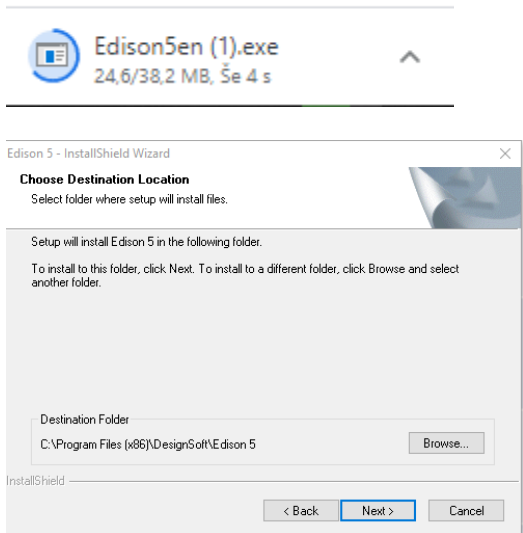
All files are original, Softpedia does not repack or modify downloads in any way.

Trouble downloading? Try Internet Download Manager (IDM)

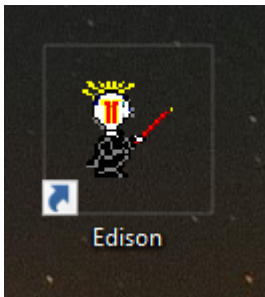
SOFTPEDIA GENUINE DOWNLOAD

OŠ Riharda Jakopiča, Ljubljana
23. 3. 2020

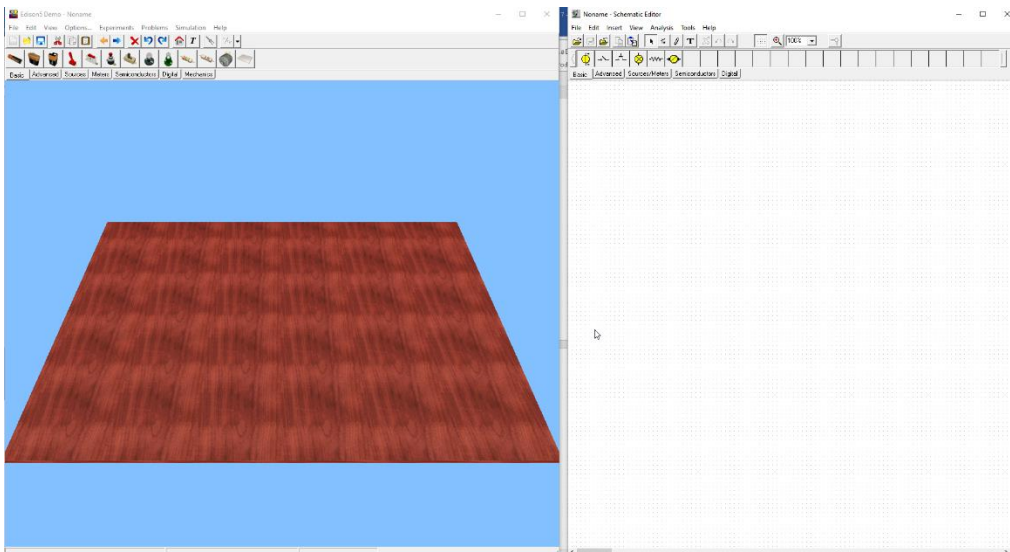
Program se bo avtomatično začel prenašati, zaženi ga in inštaliraj program Edison5



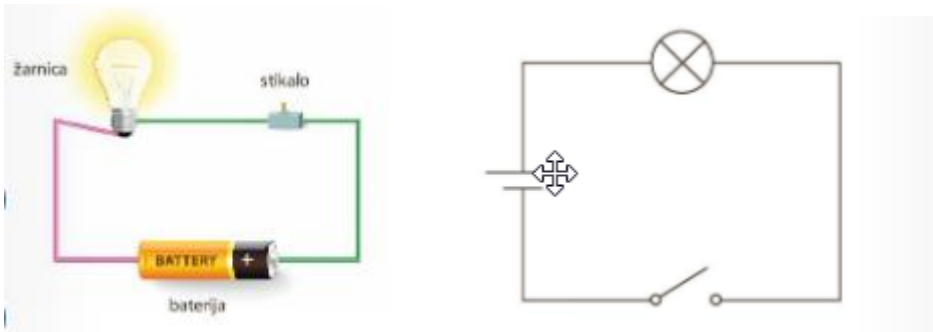
Odpri program Edison




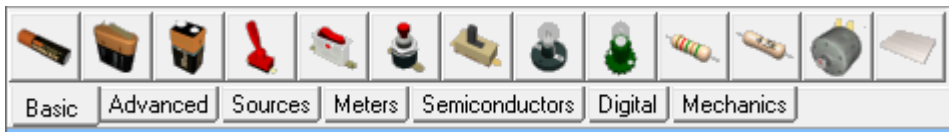
Pojavi se prazna deska in prazno shematsko polje



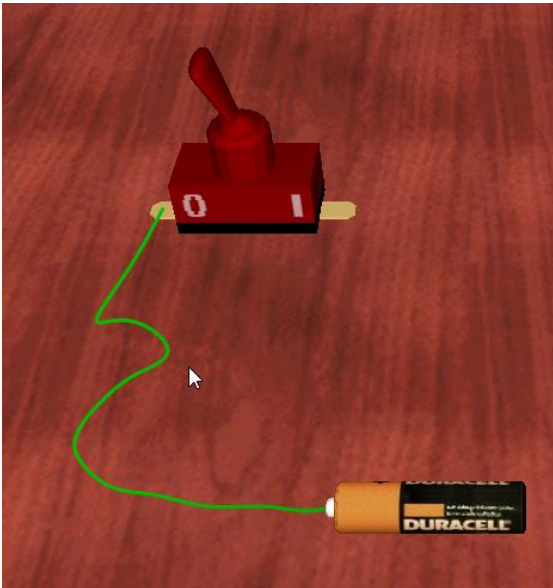
Sestavili bomo najpreprostejšo električno vezje, ki je tudi naslikano v učbeniku



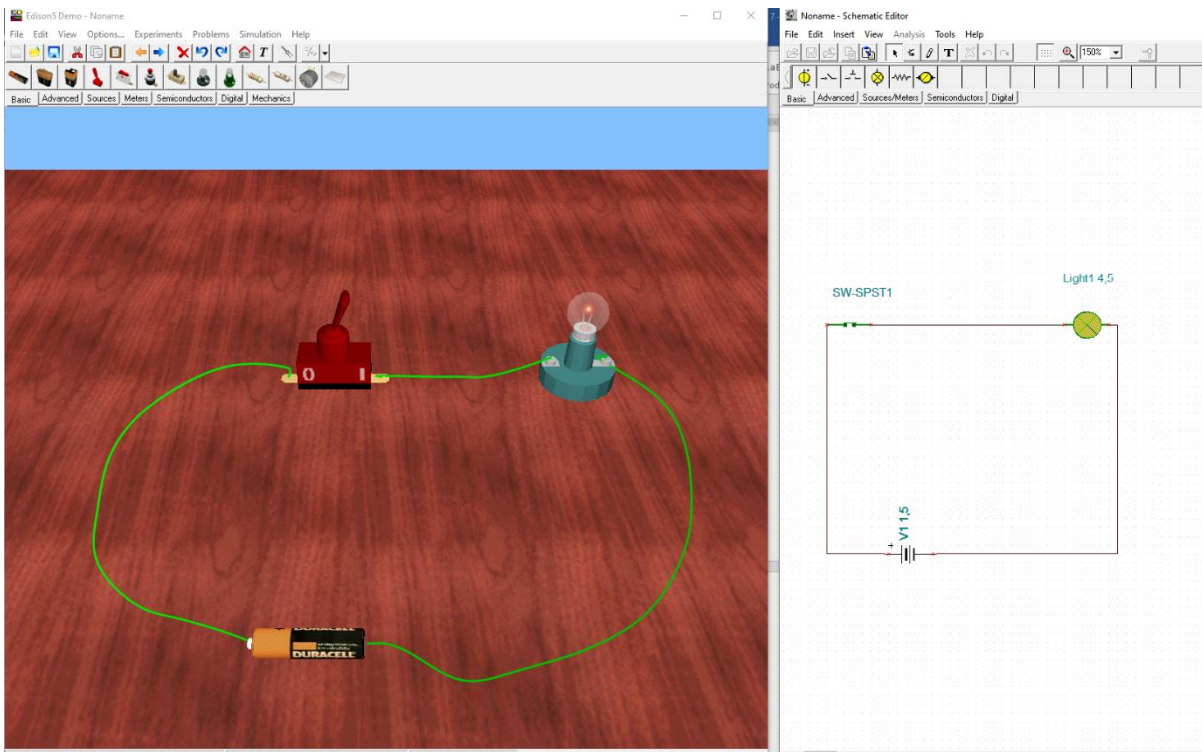
Z miško klikni na baterijo 1,5 V in jo s klikom položi na desko (izbran mora biti zavihek BASIC), potem klikni na rdeče stikalo in ga položi na desko in na koncu še prvo žarnico in jo položi na desko.



Z miškinim kazalcem greš na kontakt elementa (lahko začnemo z baterijo) in s klikom na miško začneš vleči povezavo do drugega elementa (miškin kazalec se spremeni v + in poleg je črni zatič). S klikom na drugi kontakt povezavo skleneš. Če lahko pripeš povezavo na element se barva zamenja iz zelene na belo. Narisal si električni vodnik.



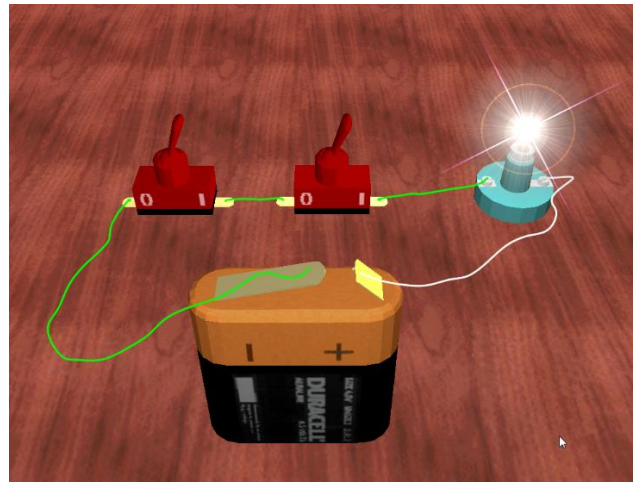
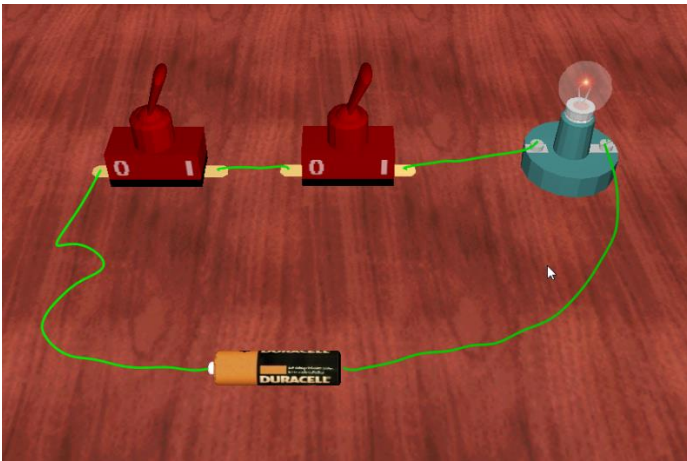
VSE elemente in vodnike lahko z miško premikaš. Stikalo vklopi in žarnica medlo zagori. Desno na shematskem prikazu lahko z miško popraviš izgled prikaza, da bo kot na sliki.



Z desnim miškinim gumbom lahko, ko si označil element, ta element z DELETE ukazom izbrišeš ali pa z delete tipko na tipkovnici.

Samostojno raziskuj naprej (2 stikali, močnejša baterija ...).

Elementi tudi pregorijo, če jih napačno priklopiš, na srečo jih zastonj lahko zamenjaš.



Veselo na delo in lep pozdrav od učitelja Igorja.